




**2023-24 Final Budget Amendment
and 2024-25 Proposed Budget**

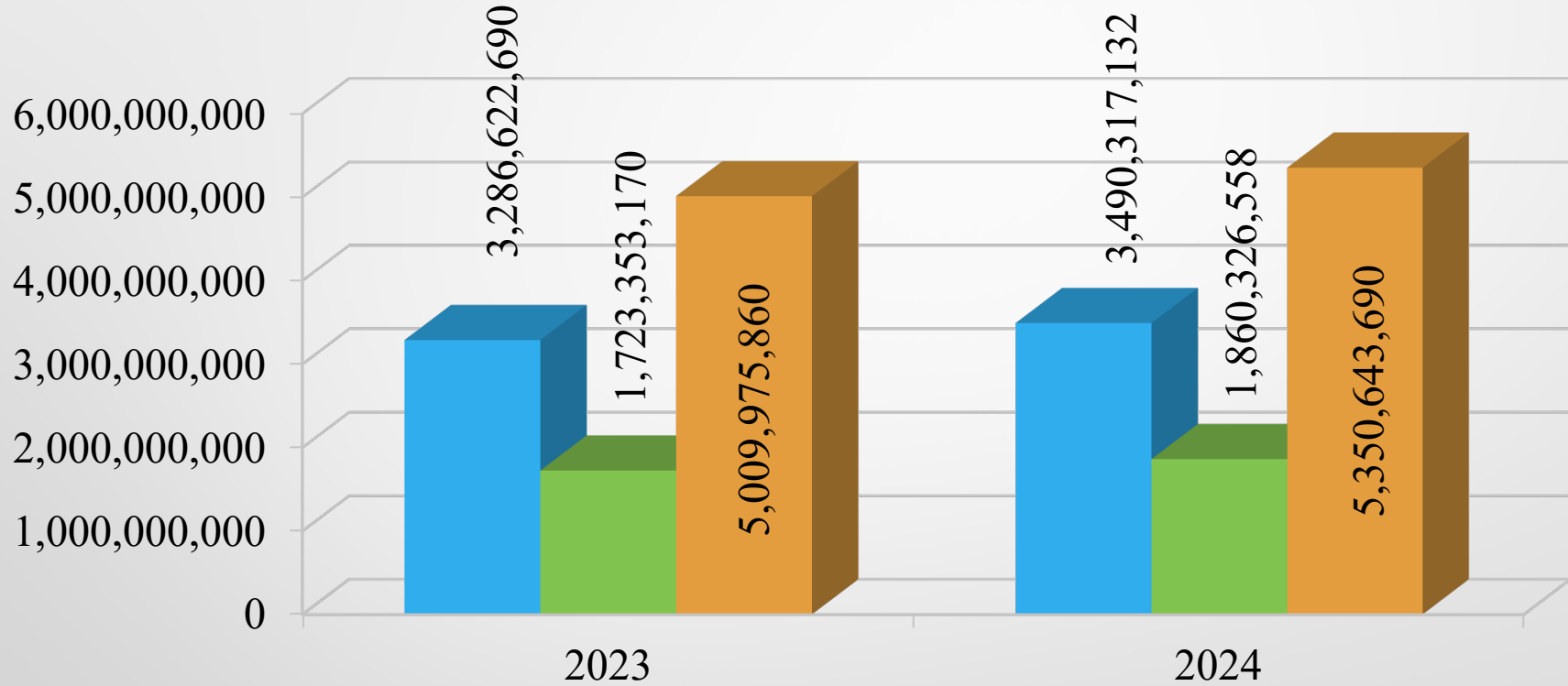
Presentation

June 20, 2024



Truth In Taxation / Establishment of Millage Rates

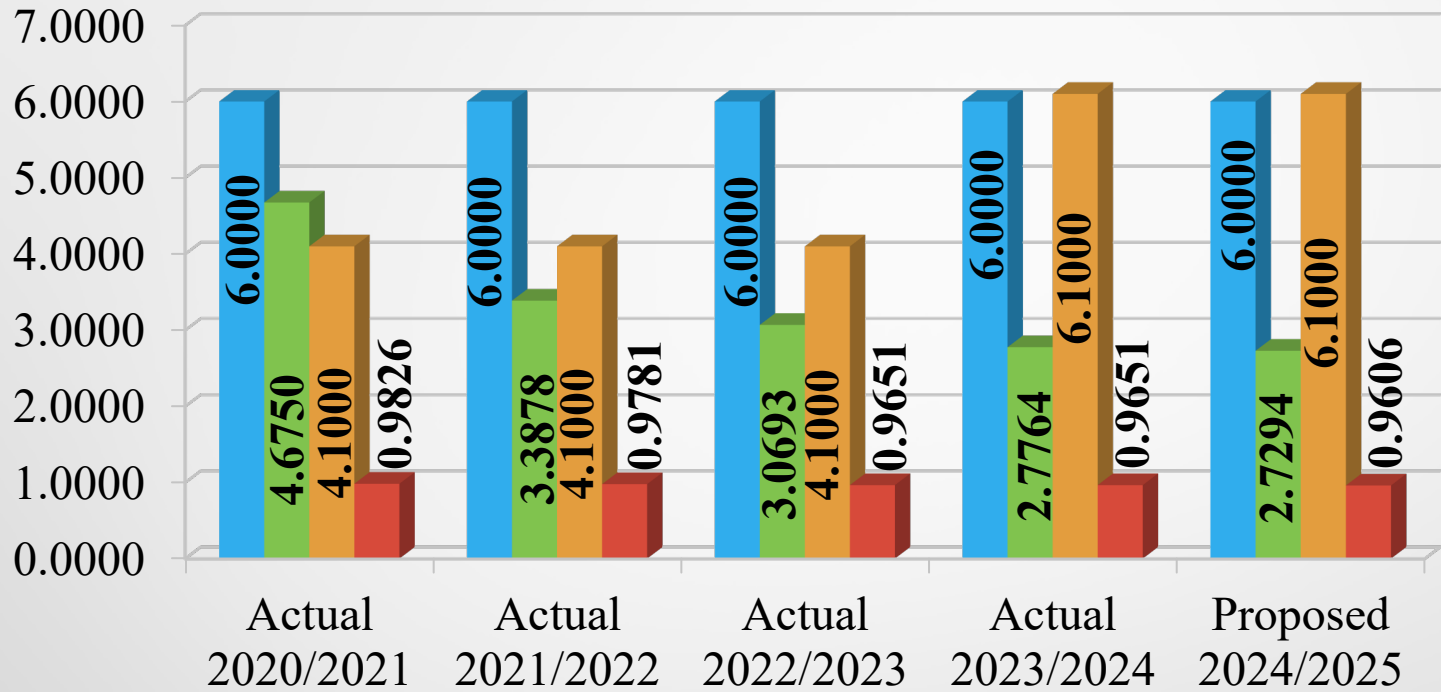
2023 & 2024 Taxable Values Homestead & Non-Homestead



6.80% Increase

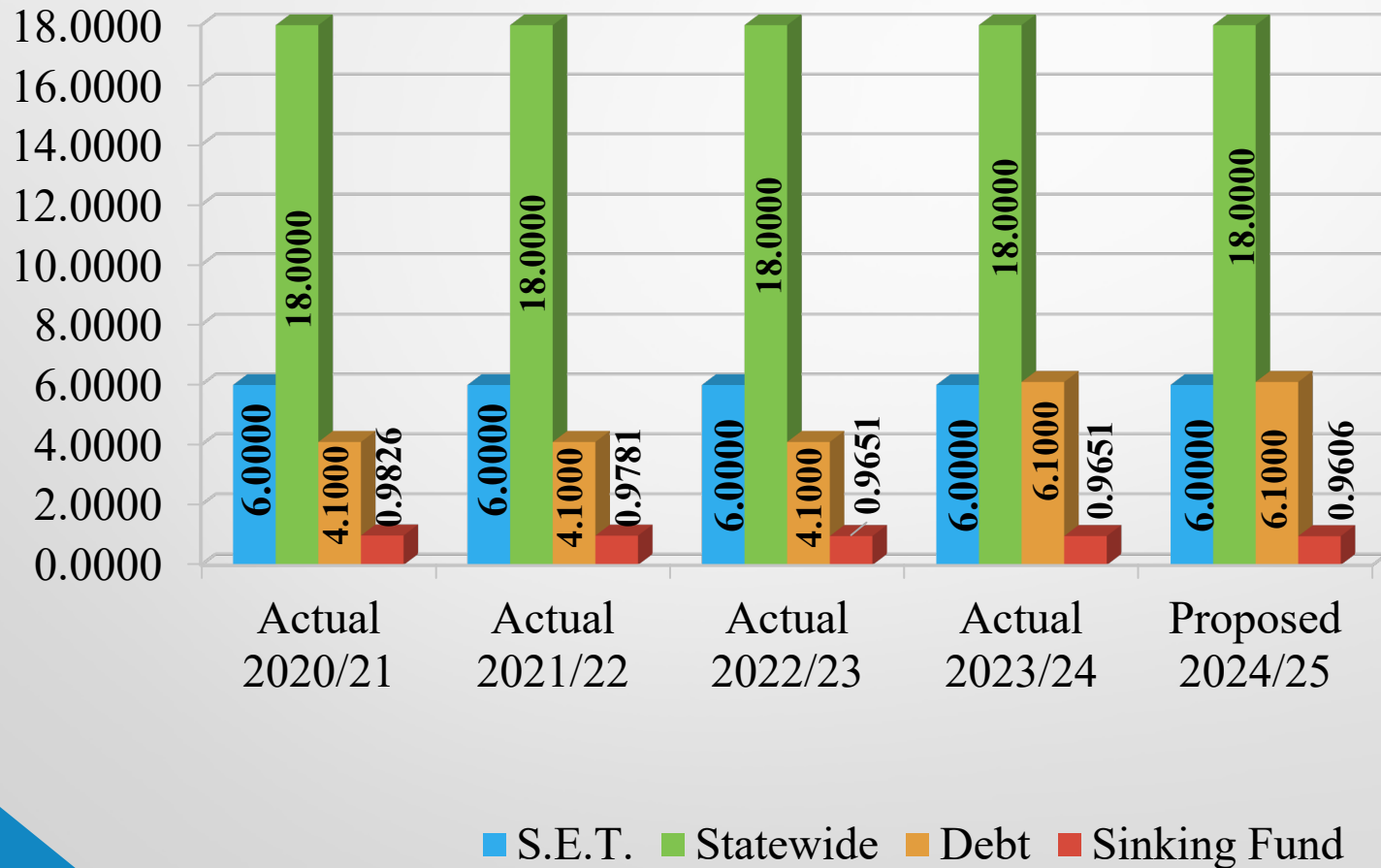
■ Homestead ■ Non-Homestead ■ Total Taxable Value

Five Year Homestead Millage Comparison

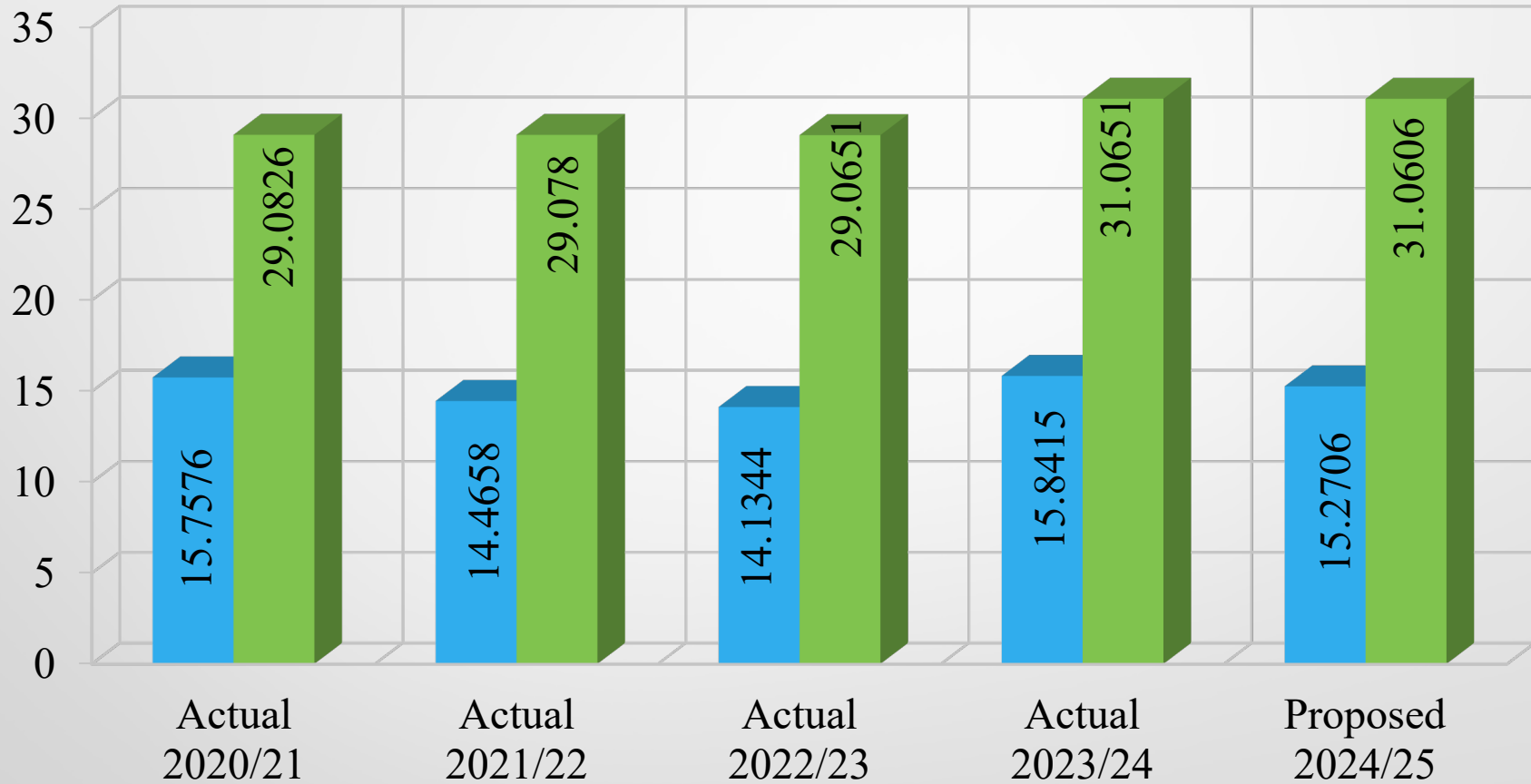


■ S.E.T.
 ■ Hold Harmless
 ■ Debt
 ■ Sinking Fund

Five Year Non-Homestead Millage Comparison



Five Year Millage Comparison



■ Homestead

■ Non-Homestead

L-4029

Michigan Department of Treasury
614 (Rev. 02-24)

ORIGINAL TO: County Clerk(s)
COPY TO: Equalization Department(s)
COPY TO: Each township or city clerk

L-4029

2024 Tax Rate Request (This form must be completed and submitted on or before September 30, 2024)

MILLAGE REQUEST REPORT TO COUNTY BOARD OF COMMISSIONERS

This form is issued under authority of MCL Sections 211.24e, 211.34 and 211.34d. Filing is mandatory; Penalty applies.

Carefully read the instructions on page 2.

County(ies) Where the Local Government Unit Levies Taxes Oakland	2024 Taxable Value of ALL Properties in the Unit as of 5-28-2024 5,350,643,690
Local Government Unit Requesting Millage Levy Troy School District	For LOCAL School Districts: 2024 Taxable Value excluding Principal Residence, Qualified Agricultural, Qualified Forest, Industrial Personal and Commercial Personal Properties. 1,860,326,558

This form must be completed for each unit of government for which a property tax is levied. Penalty for non-filing is provided under MCL Sec 211.119. The following tax rates have been authorized for levy on the 2024 tax roll.

(1) Source	(2) Purpose of Millage	(3) Date of Election	(4) Original Millage Authorized by Election Charter, etc.	(5)** 2023 Millage Rate Permanently Reduced by MCL 211.34d "Headlee"	(6) 2024 Current Year "Headlee" Millage Reduction Fraction	(7) 2024 Millage Rate Permanently Reduced by MCL 211.34d "Headlee"	(8) Sec. 211.34 Truth in Assessing or Equalization Millage Rollback Fraction	(9) Maximum Allowable Millage Levy *	(10) Millage Requested to be Levied July 1	(11) Millage Requested to be Levied Dec. 1	(12) Expiration Date of Millage Authorized
EXT VOTE	OPR HN	11/16/18	21.0000	19.7878	0.9865	19.5206	1.0000	19.5206	7.6353	7.6353	06/2025
EXT VOTE	OPR ALL	11/13/15	5.9900	5.7313	0.9954	5.7049	1.0000	5.7049	1.3647	1.3647	06/2025
EXT VOTE	SINKING FUND	11/7/17	1.0000	0.9651	0.9954	0.9606	1.0000	0.9606	0.4803	0.4803	06/2028
VOTE	2015 DEBT	11/5/13	N/A	N/A	1.0000	N/A	1.0000	N/A	0.3150	0.3150	N/A
VOTE	2016 DEBT	11/5/13	N/A	N/A	1.0000	N/A	1.0000	N/A	0.2550	0.2550	N/A
VOTE	2019 DEBT	11/5/13	N/A	N/A	1.0000	N/A	1.0000	N/A	0.1850	0.1850	N/A
VOTE	2021 DEBT	06/14/04	N/A	N/A	1.0000	N/A	1.0000	N/A	0.5650	0.5650	N/A
VOTE	2023 DEBT	11/8/22	N/A	N/A	1.0000	N/A	1.0000	N/A	1.7300	1.7300	N/A

Prepared by Rick West	Telephone Number (248) 823-4022	Title of Preparer Deputy Superintendent	Date 06/20/2024
---------------------------------	---	---	---------------------------

CERTIFICATION: As the representatives for the local government unit named above, we certify that these requested tax levy rates have been reduced, if necessary to comply with the state constitution (Article 9, Section 31), and that the requested levy rates have also been reduced, if necessary, to comply with MCL Sections 211.24e, 211.34 and, for LOCAL school districts which levy a Supplemental (Hold Harmless) Millage, 380.1211(3).

<input type="checkbox"/> Clerk	Signature	Print Name	Date
<input checked="" type="checkbox"/> Secretary		Gary Hauff	06/20/2024
<input type="checkbox"/> Chairperson	Signature	Print Name	Date
<input checked="" type="checkbox"/> President		Karl Schmidt	06/20/2024

* Under Truth in Taxation, MCL Section 211.24e, the governing body may decide to levy a rate which will not exceed the maximum authorized rate allowed in column 9. The requirements of MCL 211.24e must be met prior to levying an operating levy which is larger than the base tax rate but not larger than the rate in column 9.

Local School District Use Only. Complete if requesting millage to be levied. See STC Bulletin 2 of 2024 for instructions on completing this section.

Total School District Operating Rates to be Levied (HH/Supp and NH Oper ONLY)	Rate
For Principal Residence, Qualified Ag., Qualified Forest and Industrial Personal	2.7294
For Commercial Personal	8.7294
For all Other	18.0000

A decorative graphic on the left side of the slide features a large, stylized arrow pointing downwards and to the right. The arrow is composed of a dark grey outer border and a bright blue inner fill. In the bottom-left corner, there are several stacks of coins of various denominations, including silver and copper coins, arranged in a slightly irregular pattern.

General Fund

2023-24 General Fund Budget Adjustments

State Source Revenue:

- Categorical funding adjusted to reflect year end expectations

Federal Source Revenue:

- Grant funding adjusted to reflect year end expectations

Interdistrict Source Revenue:

- PA-18 adjustment reflecting year end expectations

All Other Operating Costs:

- Expenditure Budgets Adjusted reflecting year end expectations

Purchased Services Expenditure budgets adjusted to reflect year end expectations

**TROY SCHOOL DISTRICT - GENERAL FUND BUDGET
2023-24 REVENUES BY SOURCE AND EXPENDITURES BY OBJECT**

	<u>2023-24</u> <u>Amendment 1</u>		<u>2023-24</u> <u>Am 3 Recommended</u>		<u>Change</u>	
REVENUES:						
Local Sources	\$ 44,158,000	22.8%	\$ 44,487,819	23.0%	\$ 329,819	0.7%
State Sources	128,899,667	66.6%	128,542,649	66.6%	(357,018)	-0.3%
Federal Sources	7,910,652	4.1%	7,900,438	4.1%	(10,214)	-0.1%
Interdistrict Sources	12,607,269	6.5%	12,117,843	6.3%	(489,426)	-3.9%
Total Revenues	<u>\$ 193,575,588</u>	<u>100.0%</u>	<u>\$ 193,048,749</u>	<u>100.0%</u>	<u>\$ (526,839)</u>	<u>-0.3%</u>
EXPENDITURES:						
Salaries	\$ 87,561,671	46.3%	\$ 87,770,717	46.0%	\$ 209,046	0.2%
Employee Benefits	66,088,886	34.9%	66,143,373	34.7%	54,487	0.1%
Purchased Services	24,111,786	12.7%	24,880,176	13.0%	768,390	3.2%
Repairs and Maintenance	1,629,102	0.9%	1,519,120	0.8%	(109,982)	-6.8%
Supplies and Materials	6,718,879	3.5%	6,893,367	3.6%	174,488	2.6%
Capital Outlay	907,169	0.5%	930,669	0.5%	23,500	2.6%
Debt Service	604,090	0.3%	475,400	0.2%	(128,690)	-21.3%
Other	275,064	0.1%	466,769	0.2%	191,705	69.7%
Payments to Other Districts	1,398,900	0.7%	1,668,900	0.9%	270,000	19.3%
Total Expenditures	<u>\$ 189,295,547</u>	<u>100.0%</u>	<u>\$ 190,748,491</u>	<u>100.0%</u>	<u>\$ 1,452,944</u>	<u>0.8%</u>
OTHER FINANCING SOURCES (USES):						
Transfers In	\$ -		\$ -			
Total Other Financing Sources (<u>\$ -</u>		<u>\$ -</u>			
Net Change in Fund Balance	4,280,041		2,300,258			
Fund Balance - Beginning of Year	32,620,321		32,620,321			
Fund Balance - End of Year	<u>\$ 36,900,362</u>		<u>\$ 34,920,579</u>			
	19.49%		18.31%			

2024-25 General Fund Assumptions

Local Source Revenue:

- Property tax revenue adjusted to reflect increasing property values
- Investment revenue decline

State Source Revenue:

- Enrollment Projection: 12,300 (-70)
- Foundation Allowance: \$241 per pupil (Governor's budget)

State Source Revenue:

- Final reductions in section 20f funding
- Material reduction in 31aa funding (\$1.4 million)

Federal Source Revenue:

- \$3.0 million ESSER Equalization (11t) reduction

Salaries:

- Adjusted to reflect contractual obligations and known FTE adjustments

Benefits:

- Retirement: Effective rate increase reflecting new year expectations
- Health Insurance: PA 152 hard cap rate effective January 1, 2024

Purchased Services:

- Adjusted to reflect contractual obligations

Supplies:

- Adjusted to meet program needs

Debt Service:

- Includes the 2024-25 obligation for TLC debt

**TROY SCHOOL DISTRICT - GENERAL FUND BUDGET
REVENUES BY SOURCE AND EXPENDITURES BY OBJECT**

	<u>2023-24</u>		<u>2023-24</u>		<u>2024-25</u>		<u>Change</u>	
	<u>Amended Budget</u>		<u>Recommended Budget</u>		<u>Proposed Budget</u>			
REVENUES:								
Local Sources	\$ 44,158,000	22.81%	\$ 44,487,819	23.0%	\$ 47,455,345	24.8%	\$ 2,967,526	6.7%
State Sources	128,899,667	66.59%	128,542,649	66.6%	126,436,088	66.0%	(2,106,561)	-1.6%
Federal Sources	7,910,652	4.09%	7,900,438	4.1%	4,502,005	2.4%	(3,398,433)	-43.0%
Interdistrict Sources	12,607,269	6.51%	12,117,843	6.3%	13,151,085	6.9%	1,033,242	8.5%
Total Revenues	\$ 193,575,588	100.00%	\$ 193,048,749	100.0%	\$ 191,544,523	100.0%	\$ (1,504,226)	-0.8%
EXPENDITURES:								
Salaries	\$ 87,561,671	46.26%	\$ 87,770,717	46.0%	\$ 90,976,772	46.5%	\$ 3,206,055	3.65%
Employee Benefits	66,088,886	34.91%	66,143,373	34.7%	67,671,683	34.6%	1,528,310	2.31%
Purchased Services	24,111,786	12.74%	24,880,176	13.0%	24,805,176	12.7%	(75,000)	-0.30%
Repairs and Maintenance	1,629,102	0.86%	1,519,120	0.8%	1,454,120	0.7%	(65,000)	-4.28%
Supplies and Materials	6,718,879	3.55%	6,893,367	3.6%	6,968,367	3.6%	75,000	1.09%
Capital Outlay	907,169	0.48%	930,669	0.5%	940,669	0.5%	10,000	1.07%
Debt Service	604,090	0.32%	475,400	0.2%	477,900	0.2%	2,500	0.53%
Other	275,064	0.15%	466,769	0.2%	496,769	0.3%	30,000	6.43%
Payments to Other Districts	1,398,900	0.74%	1,668,900	0.9%	1,693,900	0.9%	25,000	1.50%
Total Expenditures	\$ 189,295,547	100.00%	\$ 190,748,491	100.0%	\$ 195,485,356	100.0%	\$ 4,736,865	2.50%
Net Change in Fund Balance	4,280,041		2,300,258		(3,940,833)			
Fund Balance - Beginning of Year	32,620,321		32,620,321		34,920,579			
Fund Balance - End of Year	\$ 36,900,362		\$ 34,920,579		\$ 30,979,746			
	19.49%		18.31%		15.85%			

So What? Now What?

- Federal Funding
- Enrollment
- Structural Budget
- Staff Alignment
- Strategic use of Fund Balance

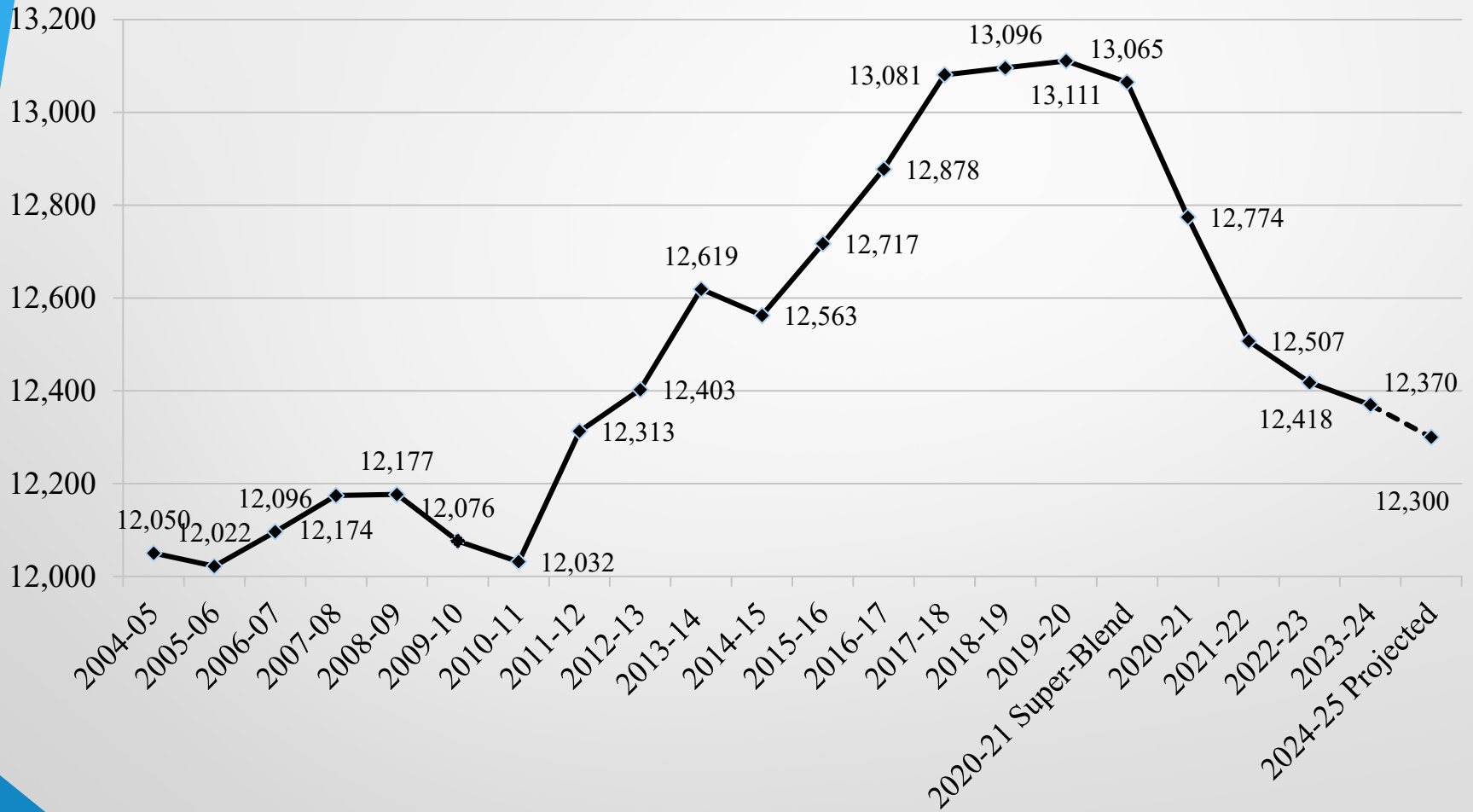


TROY SCHOOL DISTRICT - General Fund Forecast

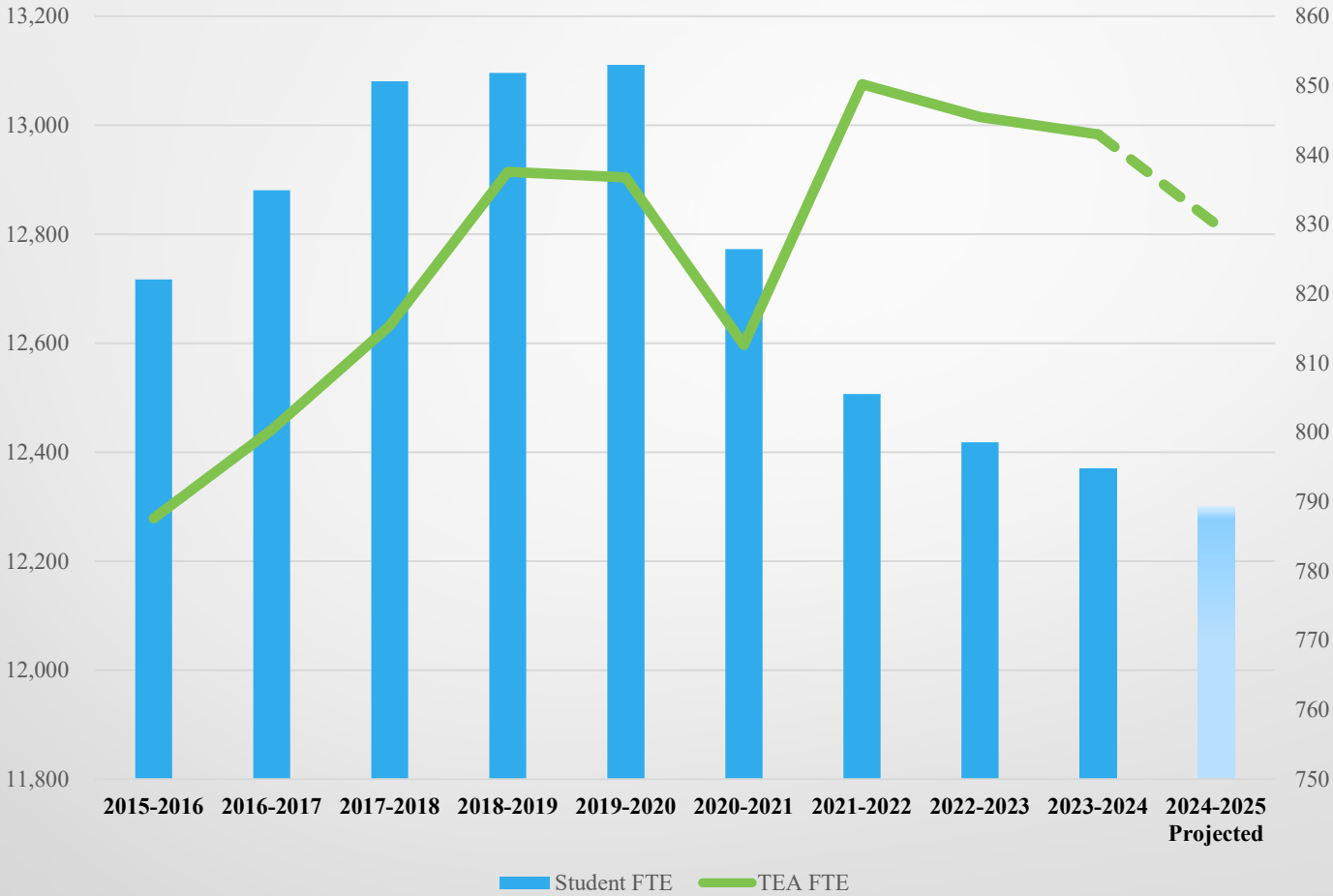
	<u>AM3</u>	<u>Projected</u>	
	<u>23-24</u>	<u>24-25</u>	<u>25-26</u>
Student FTE*	12,370	12,300	12,200
Foundation Allowance	\$ 10,394	\$ 10,635	\$ 10,835
Revenue	\$193,048,749	\$191,544,523	\$191,278,245 ▼
Expenditures	190,748,491	195,485,356	200,741,313 ▼
Surplus (deficit)	2,300,258	(3,940,833)	(9,463,068)
Operating activity (recurring)			
Revenue	\$184,240,829	\$189,038,523	\$191,278,245
Expenditures	190,111,396	195,485,356	200,741,313
Structural Surplus (deficit)	(5,870,567)	(6,446,833)	(9,463,068)
Non-recurring activity			
Revenue			
COVID funding	3,857,288	372,000	-
State sources	4,950,632	2,134,000	-
	8,807,920	2,506,000	-
Expenditures	637,095	-	-
Other financing sources	-	-	-
Surplus (deficit)	2,300,258	(3,940,833)	(9,463,068)
Fund Balance - July 1	32,620,321	34,920,579	30,979,746
Fund Balance - June 30	34,920,579	30,979,746	21,516,678
% expenditures	18.37%	15.85%	10.72%

*excludes Pre-K recorded in TSD Preschool - Special Revenue Fund

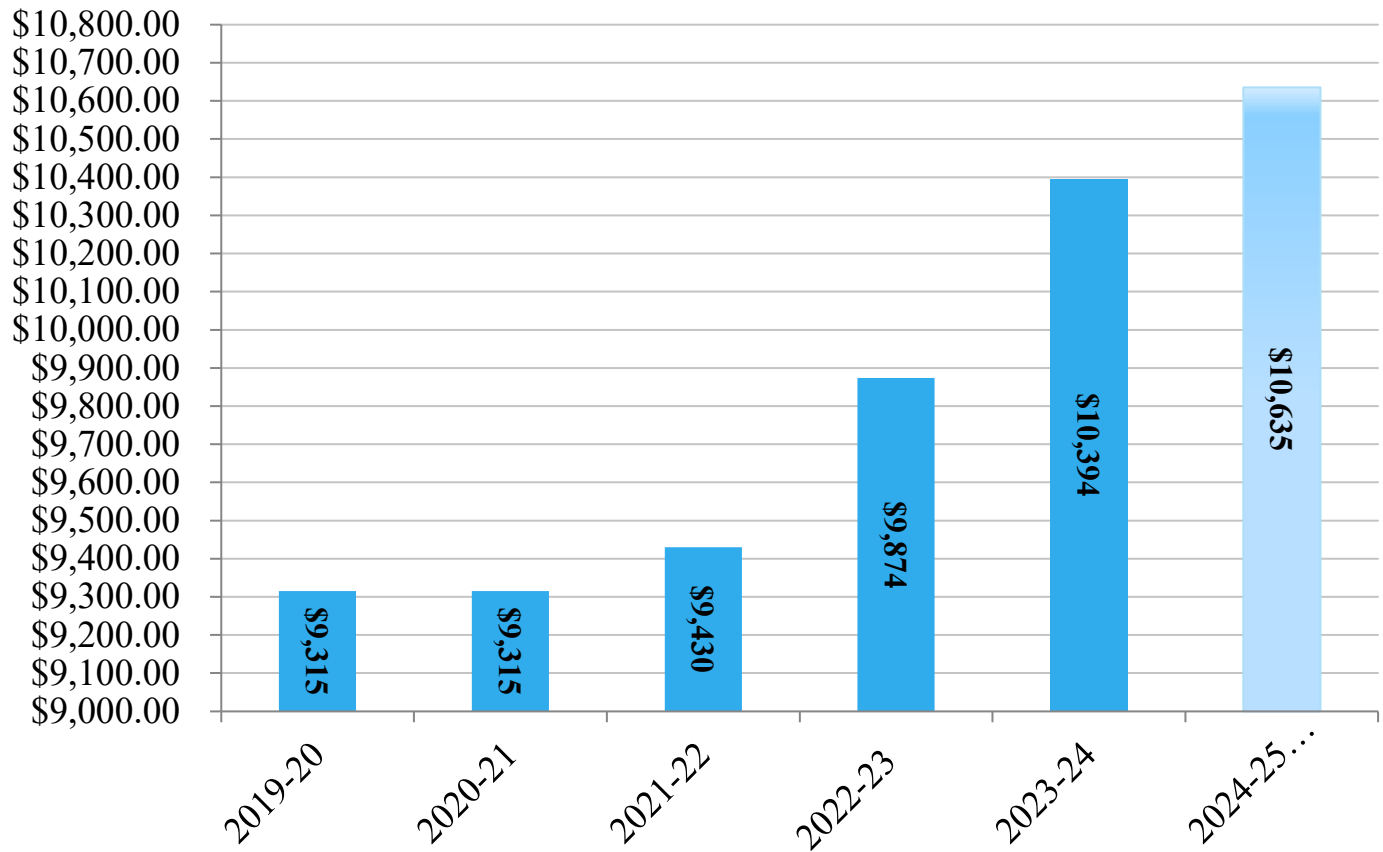
Enrollment (FTE) History



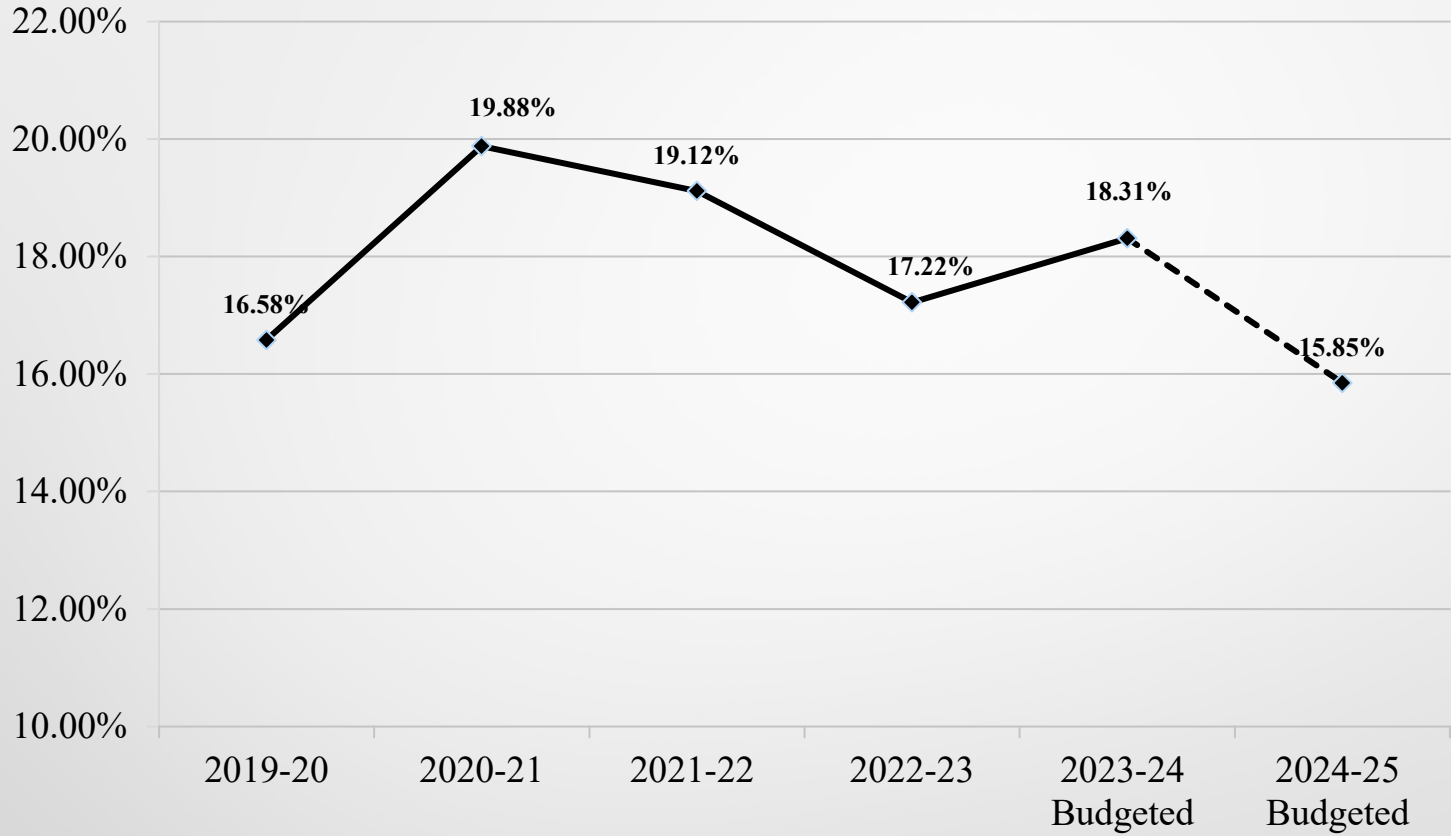
Student Enrollment (FTE) vs. Teacher FTE



Foundation Allowance History



Fund Balance % History



COVID Stimulus Funds

Grant	Grant Use	Allocation	2020-21	2021-22	2022-23	23-24	24-25
CRF - Sec 11p	Instructional technology LIVE Virtual learning PPE	6,118,706	6,118,706	-	-	-	-
CRF - MAISA	Instructional technology	190,816	190,816	-	-	-	-
ESSER I	Elementary curriculum	214,271	214,271	-	-	-	-
ESSER Equity	Instructional technology	32,140	32,140	-	-	-	-
District Covid Costs - Sec 103(2)	PPE	161,529	161,529	-	-	-	-
ESSER II	Custodial pay COVID testing clinic	843,258	-	843,258	-	-	-
ESSER II - Sec 23b (2a)	Summer school	102,300	-	68,727	33,573	-	-
ESSER II - Sec 23b (2b)	Credit recovery	103,950	-	32,995	35,840	35,115	-
ESSER II - Sec 23b (2c)	After school support	25,000	-	25,000	-	-	-
GEER II - Sec 23c	Summer school staff stipends	22,500	-	22,500	-	-	-
ESSER III	Math recovery salaries & benefits	1,895,186	-	1,895,186	-	-	-
ESSER Equalization - Sec 11t	ESL salaries & benefits Summer programs Tutoring	12,385,362	-	3,760,389	4,780,800	3,504,000	340,173
ARP IDEA	Special education salaries & benefits	598,620	-	598,620	-	-	-
ESSER Equalization - Sec 11r (state)	Staff COVID stipends VLAC tuition Virtual learning	5,021,042	2,880,151	2,140,891	-	-	-
Coronavirus Local Recovery Fund - Oakland Cty	Counselors and social workers salaries & benefits	350,000	-	-	-	350,000	-
GEER II - Sec 98c	Literacy specialists salaries & benefits	53,296	-	-	53,296	-	-
ESSER II - Sec 98c	Literacy specialists salaries & benefits	593,497	-	-	593,497	-	-
General Fund		\$ 28,711,473	\$ 9,597,613	\$ 9,387,566	\$ 5,497,006	\$ 3,889,115	\$ 340,173
Childcare Relief Funds	Childcare salaries & benefits	288,200	288,200	-	-	-	-
Childcare Stabilization Funds	Childcare salaries & benefits Tuition relief Furniture & equipment	5,201,458	-	2,241,519	2,959,939	-	-
Special Revenue Funds		\$ 5,489,658	\$ 288,200	\$ 2,241,519	\$ 2,959,939	\$ -	\$ -



Ancillary Funds



Capital Projects Funds

2019 Capital Projects Bond Funds

Accounts for the bond proceeds, investment earnings and expenses associated with the District's 2019 bond projects.

2023 Capital Projects Fund

Accounts for bond proceeds, investment earnings and expenses associated with the District's 2023 bond projects.

Sinking Fund

Accounts for the revenue and expenses associated with the District's sinking fund millage.

**TROY SCHOOL DISTRICT
2019 CAPITAL PROJECTS FUND (Series III)
2023-24 THROUGH 2024-25
REVENUES BY SOURCE AND EXPENDITURES BY OBJECT**

	<u>2023-24 Adopted Budget</u>	<u>2023-24 Recommended Budget</u>	<u>2024-25 Proposed Budget</u>
REVENUES:			
Local Sources	\$ <u>225,000</u>	\$ <u>80,000</u>	\$ <u>50,000</u>
Total Revenues	<u>225,000</u>	<u>80,000</u>	<u>50,000</u>
EXPENDITURES:			
Capital Outlay	<u>1,547,122</u>	<u>706,200</u>	<u>1,109,463</u>
Total Expenditures	<u>1,547,122</u>	<u>706,200</u>	<u>1,109,463</u>
Net Change in Fund Balance	(1,322,122)	(626,200)	(1,059,463)
Fund Balance - Beginning of Year	<u>1,322,122</u>	<u>1,685,663</u>	<u>1,059,463</u>
Fund Balance - End of Year	<u>\$ -</u>	<u>\$ 1,059,463</u>	<u>\$ -</u>

**TROY SCHOOL DISTRICT
2023 CAPITAL PROJECTS FUND (Series I)
2023-24 THROUGH 2024-25
REVENUES BY SOURCE AND EXPENDITURES BY OBJECT**

	2023-24 Adopted Budget	2023-24 Recommended Budget	2024-25 Proposed Budget
REVENUES:			
Local Sources	\$ 8,700,000	\$ 10,200,000	\$ 6,000,000
Total Revenues	<u>8,700,000</u>	<u>10,200,000</u>	<u>6,000,000</u>
EXPENDITURES:			
Capital Outlay	30,000,000	55,639,657	75,000,000
Other Expenditures	<u>-</u>	<u>9,687,742</u>	<u>12,600,000</u>
Total Expenditures	<u>30,000,000</u>	<u>65,327,399</u>	<u>87,600,000</u>
Net Change in Fund Balance	(21,300,000)	(55,127,399)	(81,600,000)
Fund Balance - Beginning of Year	<u>188,247,094</u>	<u>188,680,666</u>	<u>133,553,267</u>
Fund Balance - End of Year	<u>\$ 166,947,094</u>	<u>\$ 133,553,267</u>	<u>\$ 51,953,267</u>

**TROY SCHOOL DISTRICT
SINKING FUND CAPITAL PROJECTS FUND
2023-24 THROUGH 2024-25
REVENUES BY SOURCE AND EXPENDITURES BY OBJECT**

	<u>2023-24 Adopted Budget</u>	<u>2023-24 Recommended Budget</u>	<u>2024-25 Proposed Budget</u>
REVENUES:			
Local Sources	\$ 4,845,000	\$ 4,875,000	\$ 5,115,000
Total Revenues	<u>4,845,000</u>	<u>4,875,000</u>	<u>5,115,000</u>
EXPENDITURES:			
Capital Outlay	<u>4,930,000</u>	<u>5,800,000</u>	<u>5,000,000</u>
Total Expenditures	<u>4,930,000</u>	<u>5,800,000</u>	<u>5,000,000</u>
Net Change in Fund Balance	(85,000)	(925,000)	115,000
Fund Balance - Beginning of Year	<u>2,504,074</u>	<u>1,927,354</u>	<u>1,002,354</u>
Fund Balance - End of Year	<u>\$ 2,419,074</u>	<u>\$ 1,002,354</u>	<u>\$ 1,117,354</u>

Special Revenue Funds

Food Service Fund

Accounts for revenue and expenses associated with the District's food service program.

TCC Grant Fund

Accounts for the revenue and expenses associated with operations of the Troy Career Center (Michigan Works! Troy)

Community Service Fund

Accounts for revenue and expenses associated with the District's fee for service programs, including CARE company and community recreation .

Troy Preschool Fund

Accounts for the revenue and expenses associated with the operation of the Troy School District Preschool program.

Troy School and Student Activities Fund

Accounts for the transactions of student groups for school and school-related purposes.

**TROY SCHOOL DISTRICT
FOOD SERVICE FUND - SPECIAL REVENUE FUND
2023-24 THROUGH 2024-25
REVENUES BY SOURCE AND EXPENDITURES BY OBJECT**

	Amended 2023-24 Budget	Recommended 2023-24 Budget	Proposed 2024-25 Budget
REVENUES:			
Local Sources	\$ 431,791	\$ 439,791	\$ 443,500
State Sources	5,339,916	4,339,916	4,500,000
Federal Sources	687,000	1,679,000	1,750,000
Total Revenues	<u>6,458,707</u>	<u>6,458,707</u>	<u>6,693,500</u>
EXPENDITURES:			
Salaries	82,807	82,807	85,807
Benefits	6,335	6,335	7,500
Purchased Services	2,211,359	2,211,359	2,500,000
Repairs and Rentals	175,000	175,000	175,000
Supplies and Materials	3,072,833	3,072,833	3,200,000
Capital Outlay	387,500	387,500	300,000
Other	124,959	124,959	130,000
Total Expenditures	<u>6,060,793</u>	<u>6,060,793</u>	<u>6,398,307</u>
Net Change in Fund Balance	397,914	397,914	295,193
Fund Balance - Beginning of Year	<u>3,015,211</u>	<u>3,015,211</u>	<u>3,413,126</u>
Fund Balance - End of Year	<u>\$ 3,413,126</u>	<u>\$ 3,413,126</u>	<u>\$ 3,708,319</u>

**TROY SCHOOL DISTRICT
TROY CAREER CENTER FUND - SPECIAL REVENUE FUND
2023-24 THROUGH 2024-25
REVENUES BY SOURCE AND EXPENDITURES BY OBJECT**

	2023-24 Adopted Budget	2023-24 Recommended Budget	2024-25 Proposed Budget
	<u> </u>	<u> </u>	<u> </u>
REVENUES:			
State Sources	\$ 100,000	-	-
Federal Sources	<u>2,673,800</u>	<u>2,524,947</u>	<u>2,623,839</u>
Total Revenues	<u>2,773,800</u>	<u>2,524,947</u>	<u>2,623,839</u>
EXPENDITURES:			
Salaries	1,019,100	989,186	1,038,645
Employee Benefits	600,000	560,661	588,694
Purchased Services	950,700	713,600	725,000
Repairs and Rentals	2,500	5,000	6,500
Supplies and Materials	29,500	9,500	10,000
Capital Outlay	7,500	4,000	5,000
Other	49,500	243,000	250,000
Debt Service	<u>115,000</u>	<u>-</u>	<u>-</u>
Total Expenditures	<u>2,773,800</u>	<u>2,524,947</u>	<u>2,623,839</u>
Net Change in Fund Balance	-	-	(0)
Fund Balance - Beginning of Year	<u>-</u>	<u>-</u>	<u>-</u>
Fund Balance - End of Year	<u>\$ -</u>	<u>-</u>	<u>(0)</u>

**TROY SCHOOL DISTRICT
COMMUNITY SERVICE FUND - SPECIAL REVENUE FUND
2023-24 THROUGH 2024-25
REVENUES BY SOURCE AND EXPENDITURES BY OBJECT**

	Amended 2023-24 Budget	Recommended 2023-24 Budget	Proposed 2024-25 Budget
REVENUES:			
Local Sources	\$ 1,970,000	\$ 1,970,000	\$ 2,050,000
Federal Sources	-	-	-
Total Revenues	<u>1,970,000</u>	<u>1,970,000</u>	<u>2,050,000</u>
EXPENDITURES:			
Salaries	716,531	716,531	752,358
Employee Benefits	395,740	395,740	415,527
Purchased Services	837,800	837,800	825,000
Supplies and Materials	36,000	36,000	35,000
Capital Outlay	115,000	115,000	20,000
Other	-	-	-
Total Expenditures	<u>2,101,071</u>	<u>2,101,071</u>	<u>2,047,885</u>
Net Change in Fund Balance	(131,071)	(131,071)	2,115
Fund Balance - Beginning of Year	<u>2,326,059</u>	<u>2,326,059</u>	<u>2,194,988</u>
Fund Balance - End of Year	<u>\$ 2,194,988</u>	<u>\$ 2,194,988</u>	<u>\$ 2,197,103</u>

TROY SCHOOL DISTRICT
TROY SCHOOL DISTRICT PRESCHOOL FUND - SPECIAL REVENUE FUND
2023-24 THROUGH 2024-25
REVENUES BY SOURCE AND EXPENDITURES BY OBJECT

	<u>Amended 2023-24 Budget</u>	<u>Recommended 2023-24 Budget</u>	<u>Proposed 2024-25 Budget</u>
REVENUES:			
Local Sources	\$ 2,263,000	\$ 2,273,000	\$ 2,275,000
State Sources	1,904,057	1,904,057	1,921,657
Federal Sources	-	-	-
Total Revenues	<u>4,167,057</u>	<u>4,177,057</u>	<u>4,196,657</u>
EXPENDITURES:			
Salaries	1,390,577	1,390,577	1,580,281
Employee Benefits	765,190	765,190	838,562
Purchased Services	771,500	771,500	790,000
Supplies and Materials	205,999	230,999	245,000
Capital Outlay	92,336	92,336	125,000
Debt Service	490,065	490,065	491,665
Total Expenditures	<u>3,715,667</u>	<u>3,740,667</u>	<u>4,070,508</u>
Net Change in Fund Balance	451,390	436,390	126,149
Fund Balance - Beginning of Year	<u>1,883,979</u>	<u>1,883,979</u>	<u>2,320,369</u>
Fund Balance - End of Year	<u>\$ 2,335,369</u>	<u>\$ 2,320,369</u>	<u>\$ 2,446,518</u>

**TROY SCHOOL DISTRICT
TROY SCHOOL AND STUDENT ACTIVITIES FUND - SPECIAL REVENUE FUND
2023-24 THROUGH 2024-25
REVENUES BY SOURCE AND EXPENDITURES BY OBJECT**

	<u>2022-23 Actual</u>	<u>Recommended 2023-24 Budget</u>	<u>Proposed 2024-25 Budget</u>
REVENUES:			
Local Sources	\$ 3,370,682	\$ 2,900,000	\$ 2,900,000
Total Revenues	<u>3,370,682</u>	<u>2,900,000</u>	<u>2,900,000</u>
EXPENDITURES:			
Other	<u>3,070,241</u>	<u>2,900,000</u>	<u>3,100,000</u>
Total Expenditures	<u>3,070,241</u>	<u>2,900,000</u>	<u>3,100,000</u>
Net Change in Fund Balance	300,441	-	(200,000)
Fund Balance - Beginning of Year	<u>2,145,945</u>	<u>2,446,386</u>	<u>2,446,386</u>
Fund Balance - End of Year	<u>\$ 2,446,386</u>	<u>\$ 2,446,386</u>	<u>\$ 2,246,386</u>

